

Higher

GCSE

Chemistry B Twenty First Century Science

J258/02: Depth in Chemistry (Foundation Tier)

General Certificate of Secondary Education

Mark Scheme for June 2023

OCR (Oxford Cambridge and RSA) is a leading UK awarding body, providing a wide range of qualifications to meet the needs of candidates of all ages and abilities. OCR qualifications include AS/A Levels, Diplomas, GCSEs, Cambridge Nationals, Cambridge Technicals, Functional Skills, Key Skills, Entry Level qualifications, NVQs and vocational qualifications in areas such as IT, business, languages, teaching/training, administration and secretarial skills.

It is also responsible for developing new specifications to meet national requirements and the needs of students and teachers. OCR is a not-for-profit organisation; any surplus made is invested back into the establishment to help towards the development of qualifications and support, which keep pace with the changing needs of today's society.

This mark scheme is published as an aid to teachers and students, to indicate the requirements of the examination. It shows the basis on which marks were awarded by examiners. It does not indicate the details of the discussions which took place at an examiners' meeting before marking commenced.

All examiners are instructed that alternative correct answers and unexpected approaches in candidates' scripts must be given marks that fairly reflect the relevant knowledge and skills demonstrated.

Mark schemes should be read in conjunction with the published question papers and the report on the examination.

© OCR 2023

MARKING INSTRUCTIONS**PREPARATION FOR MARKING****RM ASSESSOR**

1. Make sure that you have accessed and completed the relevant training packages for on-screen marking: *RM Assessor Online Training*; *OCR Essential Guide to Marking*.
2. Make sure that you have read and understood the mark scheme and the question paper for this unit. These are available in RM Assessor.
3. Log-in to RM Assessor and mark the **required number** of practice responses (“scripts”) and the **required number** of standardisation responses.

MARKING

1. Mark strictly to the mark scheme.
2. Marks awarded must relate directly to the marking criteria.
3. The schedule of dates is very important. It is essential that you meet the RM Assessor 50% and 100% (traditional 50% Batch 1 and 100% Batch 2) deadlines. If you experience problems, you must contact your Team Leader (Supervisor) without delay.
4. If you are in any doubt about applying the mark scheme, consult your Team Leader by telephone, email or via the RM Assessor messaging system.
5. **Crossed Out Responses**
Where a candidate has crossed out a response and provided a clear alternative then the crossed out response is not marked. Where no alternative response has been provided, examiners may give candidates the benefit of the doubt and mark the crossed out response where legible.

Rubric Error Responses – Optional Questions

Where candidates have a choice of question across a whole paper or a whole section and have provided more answers than required, then all responses are marked and the highest mark ALLOWable within the rubric is given. Enter a mark for each question answered into RM assessor, which will select the highest mark from those awarded. *(The underlying assumption is that the candidate has penalised themselves by attempting more questions than necessary in the time ALLOWed.)*

Multiple Choice Question Responses

When a multiple choice question has only a single, correct response and a candidate provides two responses (even if one of these responses is correct), then no mark should be awarded (as it is not possible to determine which was the first response selected by the candidate). *When a question requires candidates to select more than one option/multiple options, then local marking arrangements need to ensure consistency of approach.*

Contradictory Responses

When a candidate provides contradictory responses, then no mark should be awarded, even if one of the answers is correct.

Short Answer Questions (requiring only a list by way of a response, usually worth only **one mark per response**)

Where candidates are required to provide a set number of short answer responses then only the set number of responses should be marked. The response space should be marked from left to right on each line and then line by line until the required number of responses have been considered. The remaining responses should not then be marked. Examiners will have to apply judgement as to whether a 'second response' on a line is a development of the 'first response', rather than a separate, discrete response. *(The underlying assumption is that the candidate is attempting to hedge their bets and therefore getting undue benefit rather than engaging with the question and giving the most relevant/correct responses.)*

Short Answer Questions (requiring a more developed response, worth **two or more marks**)

If the candidates are required to provide a description of, say, three items or factors and four items or factors are provided, then mark on similar basis – that is downwards (as it is unlikely in this situation that a candidate will provide more than one response in each section of the response space.)

Longer Answer Questions (requiring a developed response)

Where candidates have provided two (or more) responses to a medium or high tariff question which only required a single (developed) response and not crossed out the first response, then only the first response should be marked. Examiners will need to apply professional judgement as to whether the second (or a subsequent) response is a 'new start' or simply a poorly expressed continuation of the first response.

6. Always check the pages (and additional objects if present) at the end of the response in case any answers have been continued there. If the candidate has continued an answer there then add a tick to confirm that the work has been seen.
7. Award No Response (NR) if:
 - there is nothing written in the answer space.

Award Zero '0' if:

- anything is written in the answer space and is not worthy of credit (this includes text and symbols).

Team Leaders must confirm the correct use of the NR button with their markers before live marking commences and should check this when reviewing scripts.

8. The RM Assessor **comments box** is used by your Team Leader to explain the marking of the practice responses. Please refer to these comments when checking your practice responses. **Do not use the comments box for any other reason.**

If you have any questions or comments for your Team Leader, use the phone, the RM Assessor messaging system, or email.

9. Assistant Examiners will send a brief report on the performance of candidates to their Team Leader (Supervisor) via email by the end of the marking period. The report should contain notes on particular strengths displayed as well as common errors or weaknesses. Constructive criticism of the question paper/mark scheme is also appreciated.

10. For answers marked by levels of response:

Read through the whole answer from start to finish, using the Level descriptors to help you decide whether it is a strong or weak answer. The indicative scientific content in the Guidance column indicates the expected parameters for candidates' answers, but be prepared to recognise and credit unexpected approaches where they show relevance. Using a 'best-fit' approach based on the skills and science content evidenced within the answer, first decide which set of level descriptors, Level 1, Level 2 or Level 3, best describes the overall quality of the answer.

Once the level is located, award the higher or lower mark:

The higher mark should be awarded where the level descriptor has been evidenced and all aspects of the communication statement (in italics) have been met.

The lower mark should be awarded where the level descriptor has been evidenced but aspects of the communication statement (in italics) are missing.















In summary:

The skills and science content determines the level.

The communication statement determines the mark within a level.

Level of response questions on this paper are **3b** and **7c**

11. Annotations available in RM Assessor

Annotation	Meaning
	Correct response
	Incorrect response
	Omission mark
	Benefit of doubt given
	Contradiction
	Rounding error
	Error in number of significant figures
	Error carried forward
	Level 1
	Level 2
	Level 3
	Benefit of doubt not given
	Noted but no credit given
	IGNORE

12. Abbreviations, annotations and conventions used in the detailed Mark Scheme (to include abbreviations and subject-specific conventions).

Annotation	Meaning
/	alternative and acceptable answers for the same marking point
✓	Separates marking points
DO NOT ALLOW	Answers which are not worthy of credit
IGNORE	Statements which are irrelevant
ALLOW	Answers that can be accepted
()	Words which are not essential to gain credit
—	Underlined words must be present in answer to score a mark
ECF	Error carried forward
AW	Alternative wording
ORA	Or reverse argument

13. Subject-specific Marking Instructions

INTRODUCTION

Your first task as an Examiner is to become thoroughly familiar with the material on which the examination depends. This material includes:

- the specification, especially the assessment objectives
- the question paper
- the mark scheme.

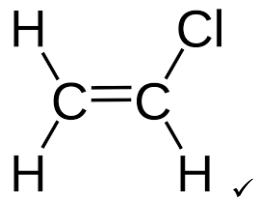
You should ensure that you have copies of these materials.

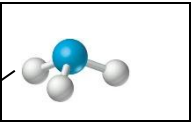
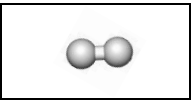
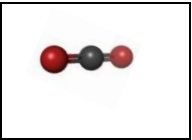
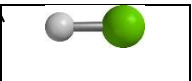
You should ensure also that you are familiar with the administrative procedures related to the marking process. These are set out in the OCR booklet **Instructions for Examiners**. If you are examining for the first time, please read carefully **Appendix 5 Introduction to Script Marking: Notes for New Examiners**.

Please ask for help or guidance whenever you need it. Your first point of contact is your Team Leader.

The breakdown of Assessment Objectives for GCSE (9-1) in Chemistry B:

	Assessment Objective
AO1	Demonstrate knowledge and understanding of scientific ideas and scientific techniques and procedures.
AO1.1	Demonstrate knowledge and understanding of scientific ideas.
AO1.2	Demonstrate knowledge and understanding of scientific techniques and procedures.
AO2	Apply knowledge and understanding of scientific ideas and scientific enquiry, techniques and procedures.
AO2.1	Apply knowledge and understanding of scientific ideas.
AO2.2	Apply knowledge and understanding of scientific enquiry, techniques and procedures.
AO3	Analyse information and ideas to interpret and evaluate, make judgements and draw conclusions and develop and improve experimental procedures.
AO3.1	Analyse information and ideas to interpret and evaluate.
AO3.1a	Analyse information and ideas to interpret.
AO3.1b	Analyse information and ideas to evaluate.
AO3.2	Analyse information and ideas to make judgements and draw conclusions.
AO3.2a	Analyse information and ideas to make judgements.
AO3.2b	Analyse information and ideas to draw conclusions.
AO3.3	Analyse information and ideas to develop and improve experimental procedures.
AO3.3a	Analyse information and ideas to develop experimental procedures.
AO3.3b	Analyse information and ideas to improve experimental procedures.

Question		Answer			Marks	AO element	Guidance	
1	(a)		True only for an ethene monomer	True only for the repeating unit of poly(ethene)	4	1.2		
		Contains a double bond	✓					
		Contains a single bond						✓
		Contains covalent bonds						✓
		Represents a molecule with a long chain structure		✓				
	(b)				1	2.1		

Question			Answer	Marks	AO element	Guidance
2	(a)	(i)	<div style="display: flex; flex-direction: column; align-items: flex-start;"> <div style="margin-bottom: 10px;"><chem>HCl</chem> </div> <div style="margin-bottom: 10px;"><chem>NH3</chem> </div> <div style="margin-bottom: 10px;"><chem>H2</chem> </div> <div><chem>CO2</chem> </div> </div> <p>✓✓✓</p>	3	2.1	Three or Four correct = 3 marks Two correct = 2 marks One correct = 1 mark
		(ii)	<chem>HCl</chem> ✓	1	2.1	IGNORE capitalisation
		(iii)	<chem>CO2</chem> ✓	1	2.1	IGNORE capitalisation / superscripts
	(b)	(i)	<p>First check the answer on the answer line If answer = 36 award 2 marks</p> <p>4 x 3 x 3 ✓ = 36 ✓</p>	2	2.2	

Question		Answer			Marks	AO element	Guidance												
	(ii)	<table border="1"> <thead> <tr> <th>Description</th> <th>Shown by the model</th> <th>Not shown by the model</th> </tr> </thead> <tbody> <tr> <td>Ions in sodium chloride are arranged in a regular pattern.</td> <td>✓</td> <td></td> </tr> <tr> <td>There are two elements in sodium chloride.</td> <td>✓</td> <td></td> </tr> <tr> <td>The ions in sodium chloride have positive and negative charges.</td> <td></td> <td>✓</td> </tr> </tbody> </table>	Description	Shown by the model	Not shown by the model	Ions in sodium chloride are arranged in a regular pattern.	✓		There are two elements in sodium chloride.	✓		The ions in sodium chloride have positive and negative charges.		✓			2	2.1	Two correct = 1 mark Three correct = 2 marks
Description	Shown by the model	Not shown by the model																	
Ions in sodium chloride are arranged in a regular pattern.	✓																		
There are two elements in sodium chloride.	✓																		
The ions in sodium chloride have positive and negative charges.		✓																	
	(c)	Shows six Na ⁺ ions and six Cl ⁻ ions ✓ Arranged alternately in both directions ✓			2	2.1	ALLOW incomplete diagram with alternately arranged ions in both directions for 1 mark. IGNORE incorrect capitalisation/charges												

Question			Answer	Marks	AO element	Guidance
3	(a)	(i)	C ₄ H ₁₀ ✓	1	2.1	Capitals/subscripts must be correct
		(ii)	C ₅ H ₁₂ ✓	1	2.1	Capitals/subscripts must be correct
		(iii)	<u>only</u> contain hydrogen and carbon ✓	1	1.1	
		(iv)	cracking ✓	1	1.1	
	(b)*		<p>Please refer to the marking instructions on page 4 of this mark scheme for guidance on how to mark this question.</p> <p>Level 3 (5–6 marks) Describes changes related to the height of the column AND links ideas together. <i>There is a well-developed line of reasoning which is clear and logically structured. The information presented is relevant and substantiated.</i></p> <p>Level 2 (3–4 marks) Describes changes related to the height of the column OR links ideas together <i>There is a line of reasoning presented with some structure. The information presented is relevant and supported by some evidence.</i></p> <p>Level 1 (1–2 marks) States some changes shown on the diagram or identifies differences in properties. <i>There is an attempt at a logical structure with a line of reasoning. The information is in the most part relevant.</i></p> <p>0 marks <i>No response or no response worthy of credit.</i></p>	6	1.1	<p>Demonstrates knowledge and understanding of separation of crude oil by fractional distillation</p> <p>States changes related to height of column</p> <ul style="list-style-type: none"> column is hotter at the bottom / temperature decreases up the column molecules increase in size/number of carbon atoms down the column boiling points of molecules increase down the column <p>Links ideas together</p> <ul style="list-style-type: none"> Molecules with higher boiling points have more carbon atoms ORA Molecules with higher boiling points leave the column where it is hotter/higher temperature ORA Larger molecules leave the column where it is hotter/higher temperature ORA <p>Identifies differences in properties (Level 1 only)</p> <ul style="list-style-type: none"> Each fraction has a different range of boiling point Each fraction contains a different range of carbon atoms.

Question		Answer	Marks	AO element	Guidance
4	(a)	<p>O₂ in both equations ✓</p> <p>H₂O in both equations ✓</p> <p>Equation 2 balanced <u>2</u>(H₂) ✓</p>	3	1.2	Penalise O ² or H ² O once only
	(b)	<p>Hydrogen is not a fossil fuel / is not finite / is renewable / sustainable / Water is renewable ✓</p> <p>Hydrogen produces <u>only</u> water / does not produce carbon dioxide / methane produces CO₂ ✓</p> <p>Hydrogen does not cause climate change / global warming / CO₂ causes climate change / warming. ✓</p>	3	3.1b	<p>ALLOW methane is non-renewable / is finite.</p> <p>IGNORE Methane is a greenhouse gas</p> <p>IGNORE methane is a fossil fuel alone (in the question)</p>
	(c)	The flame provides activation energy for the reaction ✓	1	1.1	

Question			Answer	Marks	AO element	Guidance
5	(a)	(i)	thermometer ✓ measuring cylinder / balance / scales ✓	2	2.2	IGNORE Beaker / Measuring tube
		(ii)	The mass of solid ✓ The volume of water ✓	2	2.2	
	(b)	(i)	Add more solid ✓ Use less water ✓	2	3.3b	
		(ii)	A and D ✓ Energy / Heat is given out ✓	2	2.2	IGNORE reference to temperature changes
	(c)		<p>First check the answer on the answer line If answer = 2.5(°C) award 3 marks</p> <p>Calculates temperature changes for all 4 repeats ✓ Adds together and divides by 4 ✓ To give correct answer 2.5 ✓</p> <p>OR</p> <p>Adds together all four start temperatures AND <u>separately</u> adds together all end temperatures ✓ Calculates difference and divides by 4 ✓ To give correct answer 2.5 ✓</p>	3	2.2	ALLOW: 22 OR 19.5 as mean starting/ending temperature for 1 mark

Question		Answer	Marks	AO element	Guidance															
6	(a)	Nanoparticles are very small / may cross (blood-brain) membrane ✓ Risks are that long term effects of nanoparticles are unknown / not enough research idea ✓	2	1.1	IGNORE may enter body unless crossing membrane IGNORE specific illnesses (e.g. cancer)															
	(b)	<table border="1"> <thead> <tr> <th></th> <th>True</th> <th>False</th> </tr> </thead> <tbody> <tr> <td>Fullerenes are examples of nanoparticles.</td> <td>✓</td> <td></td> </tr> <tr> <td>Nanoparticles are larger than atoms.</td> <td>✓</td> <td></td> </tr> <tr> <td>The properties of nanoparticles are related to their very small size.</td> <td>✓</td> <td></td> </tr> <tr> <td>The surface area of a nanoparticle is always equal to its volume.</td> <td></td> <td>✓</td> </tr> </tbody> </table> ✓✓✓		True	False	Fullerenes are examples of nanoparticles.	✓		Nanoparticles are larger than atoms.	✓		The properties of nanoparticles are related to their very small size.	✓		The surface area of a nanoparticle is always equal to its volume.		✓	3	1.1	Four correct = 3 marks Three correct = 2 marks Two correct = 1 mark
	True	False																		
Fullerenes are examples of nanoparticles.	✓																			
Nanoparticles are larger than atoms.	✓																			
The properties of nanoparticles are related to their very small size.	✓																			
The surface area of a nanoparticle is always equal to its volume.		✓																		
	(c)	C D A B ✓✓	2	2.2	largest is C and smallest is B = 1 mark D larger than A = 1 mark ALLOW use of diameters															
	(d) (i)	First check the answer on the answer line If answer = 9.3 (cm³) award 2 marks 2.1(0) x 2.1(0) x 2.1(0) = 9.261(cm ³)✓ = 9.3 (to 1dp) ✓	2	2.2 1.2																
	(ii)	First check the answer on the answer line If answer = 26.46 (cm²) award 2 marks Shows 6 x 2.1(0) x 2.1(0) ✓ = 26.46 (cm ²)✓	2	2.2	ALLOW 26.5															

Question		Answer	Marks	AO element	Guidance
7	(a)	Labels gas syringe / labels measuring cylinder/burette over water ✓ no leaks in apparatus ✓	2	1.2	
	(b)	(i)	2	3.2b	ALLOW answers in terms of more energy / more or faster collisions
		(ii)	1	2.1	IGNORE least reactive
		(iii)	2	3.2a	ALLOW other metals more reactive than zinc ALLOW more reactive than zinc
	(c)*	<p>Level 3 (5–6 marks) Describes a method <u>and</u> discusses both control of variables and what to change <u>and</u> predicts results <i>There is a well-developed line of reasoning which is clear and logically structured. The information presented is relevant and substantiated.</i></p> <p>Level 2 (3–4 marks) Describes a method and discusses control of variables OR Describes a method and predicts results <i>There is a line of reasoning presented with some structure. The information presented is relevant and supported by some evidence.</i></p> <p>Level 1 (1–2 marks) Makes a statement to describe a method OR how to control variables OR expected results <i>There is an attempt at a logical structure with a line of reasoning. The information is in the most part relevant.</i></p> <p>0 marks <i>No response or no response worthy of credit.</i></p>	6	3.3a	<p>Develops an experimental procedure to show that increased concentration increases rate.</p> <p>Suggests a method and apparatus</p> <ul style="list-style-type: none"> • add metal to acid at different concentrations <u>and</u> time taken to collect a (fixed volume) of gas • add metal to acid at different concentrations <u>and</u> measure volume of gas (in a fixed time) <p>Identifies what variables to control and change</p> <ul style="list-style-type: none"> • Use same temperature / volume of acid • Measure same amount of gas each time OR measure same amount of time • Repeat the experiment at different concentrations. <p>Predicts Results</p> <ul style="list-style-type: none"> • More concentrated acid produces more gas in a given time. • Repeats Eve's statement for single mark

Question			Answer	Marks	AO element	Guidance
						<ul style="list-style-type: none"> More concentrated acid takes less time to produce same amount of gas.

Question			Answer	Marks	AO element	Guidance
8	(a)		All of the atoms in nitrogen and hydrogen are used to make ammonia.✓ The reaction makes only one product✓	2	2.1	
	(b)	(i)	eutrophication / plants/algae in rivers grow too much / oxygen in river is used up / kills (animal) life in river ✓	1	1.1	IGNORE specific illnesses (e.g. cancer) pollution / destroys / damages / harms habitats IGNORE poison
		(ii)	more crops / food can be grown / demand for food is met / people don't starve ✓	1	1.1	ALLOW "plants grow better"? "Increase the yield"?

Question		Answer	Marks	AO element	Guidance
9	(a)	<p>Any two from: (in the modern model)</p> <p>(atoms) have a nucleus ORA ✓</p> <p>(atoms) have electrons / have shells (of electrons) ORA ✓</p> <p>(atoms) contain neutrons / protons ORA ✓</p> <p>(atoms) include empty space ✓</p>	2	1.1	<p>ALLOW reverse argument for M1 M2 and M3 'IT' is the modern model</p> <p>Allow (1) for contains (sub-atomic) particles if no particles are named</p> <p>IGNORE Dalton's model shows a solid sphere alone (copied from label on diagram)</p>
	(b)	<p>Li/lithium ✓</p> <p>Has three electrons / electron arrangement is 2.1 / first shell is full and one electron in the second shell ✓</p>	2	2.2	<p>Mark independently</p> <p>IGNORE atomic number/proton number of lithium is 3</p>
	(c)	(i)	1	2.1	<p>DO NOT ALLOW 'molecule' or 'ion' for 'atom' IGNORE has the formula CO₂ alone</p>
		(ii)	2	2.1	<p>NB 'It' is Dalton's formula</p> <p>NB 'Atoms' is needed for M2 DO NOT ALLOW 'molecule' or 'ion' or 'electrons' for 'atom' DO NOT ALLOW Dalton's formula contains 4/incorrect number of atoms IGNORE 'only bonds once'. IGNORE chlorine has the formula Cl₂ alone</p>

Question		Answer	Marks	AO element	Guidance
	(d)	polymer molecule of oxygen atom proton electron ✓✓	2	2.1	All correct sequence= 2 marks One in wrong sequence = 1 mark PO-MAPE

Question			Answer	Marks	AO element	Guidance
10	(a)	(i)	Sample sweets from more than one large box / more than one packet / choose sweets randomly ✓	1	3.3a	IGNORE test more than one sweet / test different sweets
		(ii)	To avoid bias / to look for anomalous results/outliers / to check they are all the same / check for consistency / sample represents an overview / represents as many sweets as possible / represents a wide range ✓	1	1.2	IGNORE to check all sweets are safe (in the question) / some might be unsafe IGNORE represents ALL sweets IGNORE reliable / accurate / better quality data / fair test
	(b)	(i)	First check the answer on the answer line If answer = 0.7 award 2 marks shows 3.5 and 5 in working ✓ = 0.7 ✓	2	2.2	ALLOW 2 marks for answer= 0.66-0.74 For (1) mark.... ALLOW M1 for solvent front distance 5.0-5.6 and spot distance 3.3 – 4.1 ALLOW 1 mark for final answer 6.6-7.4 ALLOW M2 ECF on incorrect measurement of height of spot/solvent front
		(ii)	C and D ✓ Both only give one spot / contain only one colour ✓	2	3.2a	Mark independently IGNORE 'do not separate'
		(iii)	B ✓ D ✓	2	3.2b	
		(iv)	The highest spot/one spot/one colour does not match any known safe colours/cannot be identified/is unknown ✓	1	3.2b	DO NOT ALLOW more than one spot does not match / they don't match

Need to get in touch?

If you ever have any questions about OCR qualifications or services (including administration, logistics and teaching) please feel free to get in touch with our customer support centre.

Call us on

01223 553998

Alternatively, you can email us on

support@ocr.org.uk

For more information visit

 ocr.org.uk/qualifications/resource-finder

 ocr.org.uk

 [Twitter/ocrexams](https://twitter.com/ocrexams)

 [/ocrexams](https://twitter.com/ocrexams)

 [/company/ocr](https://www.linkedin.com/company/ocr)

 [/ocrexams](https://www.youtube.com/ocrexams)



OCR is part of Cambridge University Press & Assessment, a department of the University of Cambridge.

For staff training purposes and as part of our quality assurance programme your call may be recorded or monitored. © OCR 2023 Oxford Cambridge and RSA Examinations is a Company Limited by Guarantee. Registered in England. Registered office The Triangle Building, Shaftesbury Road, Cambridge, CB2 8EA.

Registered company number 3484466. OCR is an exempt charity.

OCR operates academic and vocational qualifications regulated by Ofqual, Qualifications Wales and CCEA as listed in their qualifications registers including A Levels, GCSEs, Cambridge Technicals and Cambridge Nationals.

OCR provides resources to help you deliver our qualifications. These resources do not represent any particular teaching method we expect you to use. We update our resources regularly and aim to make sure content is accurate but please check the OCR website so that you have the most up-to-date version. OCR cannot be held responsible for any errors or omissions in these resources.

Though we make every effort to check our resources, there may be contradictions between published support and the specification, so it is important that you always use information in the latest specification. We indicate any specification changes within the document itself, change the version number and provide a summary of the changes. If you do notice a discrepancy between the specification and a resource, please [contact us](#).

Whether you already offer OCR qualifications, are new to OCR or are thinking about switching, you can request more information using our [Expression of Interest form](#).

Please [get in touch](#) if you want to discuss the accessibility of resources we offer to support you in delivering our qualifications.