

GCSE (9-1)

Combined Science A (Gateway)

Unit **J250/07**: Biology

General Certificate of Secondary Education

Mark Scheme for June 2018

OCR (Oxford Cambridge and RSA) is a leading UK awarding body, providing a wide range of qualifications to meet the needs of candidates of all ages and abilities. OCR qualifications include AS/A Levels, Diplomas, GCSEs, Cambridge Nationals, Cambridge Technicals, Functional Skills, Key Skills, Entry Level qualifications, NVQs and vocational qualifications in areas such as IT, business, languages, teaching/training, administration and secretarial skills.

It is also responsible for developing new specifications to meet national requirements and the needs of students and teachers. OCR is a not-for-profit organisation; any surplus made is invested back into the establishment to help towards the development of qualifications and support, which keep pace with the changing needs of today's society.















This mark scheme is published as an aid to teachers and students, to indicate the requirements of the examination. It shows the basis on which marks were awarded by examiners. It does not indicate the details of the discussions which took place at an examiners' meeting before marking commenced.

All examiners are instructed that alternative correct answers and unexpected approaches in candidates' scripts must be given marks that fairly reflect the relevant knowledge and skills demonstrated.

Mark schemes should be read in conjunction with the published question papers and the report on the examination.

© OCR 2018

Annotations available in RM Assessor

Annotation	Meaning
	Correct response
	Incorrect response
	Omission mark
	Benefit of doubt given
	Contradiction
	Rounding error
	Error in number of significant figures
	Error carried forward
	Level 1
	Level 2
	Level 3
	Benefit of doubt not given
	Noted but no credit given
	Ignore

Abbreviations, annotations and conventions used in the detailed Mark Scheme (to include abbreviations and subject-specific conventions).

Annotation	Meaning
/	alternative and acceptable answers for the same marking point
✓	Separates marking points
DO NOT ALLOW	Answers which are not worthy of credit
IGNORE	Statements which are irrelevant
ALLOW	Answers that can be accepted
()	Words which are not essential to gain credit
—	Underlined words must be present in answer to score a mark
ECF	Error carried forward
AW	Alternative wording
ORA	Or reverse argument

The breakdown of Assessment Objectives:

	Assessment Objective
AO1	Demonstrate knowledge and understanding of scientific ideas and scientific techniques and procedures.
AO1.1	Demonstrate knowledge and understanding of scientific ideas.
AO1.2	Demonstrate knowledge and understanding of scientific techniques and procedures.
AO2	Apply knowledge and understanding of scientific ideas and scientific enquiry, techniques and procedures.
AO2.1	Apply knowledge and understanding of scientific ideas.
AO2.2	Apply knowledge and understanding of scientific enquiry, techniques and procedures.
AO3	Analyse information and ideas to interpret and evaluate, make judgements and draw conclusions and develop and improve experimental procedures.
AO3.1	Analyse information and ideas to interpret and evaluate.
AO3.1a	Analyse information and ideas to interpret.
AO3.1b	Analyse information and ideas to evaluate.
AO3.2	Analyse information and ideas to make judgements and draw conclusions.
AO3.2a	Analyse information and ideas to make judgements.
AO3.2b	Analyse information and ideas to draw conclusions.
AO3.3	Analyse information and ideas to develop and improve experimental procedures.
AO3.3a	Analyse information and ideas to develop experimental procedures.
AO3.3b	Analyse information and ideas to improve experimental procedures.

For answers to section A if an answer box is blank ALLOW correct indication of answer e.g. circled or underlined.

Question			Answer	Marks	AO element	Guidance
1			C ✓	1	1.1	
2			D ✓	1	2.1	
3			D ✓	1	2.1	
4			B ✓	1	1.1	
5			B ✓	1	2.2	
6			D ✓	1	2.2	
7			B ✓	1	1.1	
8			A ✓	1	1.1	
9			B ✓	1	1.1	
10			D ✓	1	2.1	

Question			Answer	Marks	AO element	Guidance
11	(a)	(i)	<p>Z has a larger lumen (than X) / ORA ✓</p> <p>Z has thinner wall (than X) / thinner layer of muscle (than X) / ORA ✓</p>	2	2x2.1	<p>BLANK PAGES MUST BE ANNOTATED TO SHOW THEY HAVE BEEN SEEN</p> <p>ANSWER MUST BE COMPARATIVE</p> <p>ALLOW description of lumen e.g. larger passage / hole / centre / space ✓</p> <p>ALLOW Z has a large lumen compared to X ✓</p> <p>ALLOW Z has large lumen X has small lumen ✓</p> <p>ALLOW Z has large lumen X does not / ORA ✓</p> <p>ALLOW Z has a thin wall or muscle layer compared to X ✓</p> <p>ALLOW Z has thin wall X has thick wall ✓</p> <p>ALLOW Z has thin wall X does not / ORA ✓</p> <p>ALLOW Z has thin muscle layer X has thick muscle layer ✓</p> <p>IGNORE just Z has less fibres / ORA</p> <p>DO NOT ALLOW thinner cell wall</p> <p>IGNORE Z has a smaller wall / X has a bigger wall</p> <p>IGNORE references to size, shape, name or role of each blood vessel / strength of wall</p> <p>IGNORE presence absence of valves / pressure of blood</p> <p>IGNORE references to Y</p>
		(ii)	<p>wall only one cell thick / thin wall / semi or partially permeable wall ✓</p> <p>for quick(er) diffusion / short(er) diffusion distance / efficient diffusion ✓</p>	2	2x1.1	<p>IGNORE references to surface area</p> <p>DO NOT ALLOW (thin) muscular wall / (thin) cell wall</p> <p>ALLOW easy diffusion / better diffusion ✓</p> <p>DO NOT ALLOW diffusion of blood</p> <p>ALLOW gas exchange or exchange of materials for diffusion</p> <p>IGNORE just 'diffusion' or 'gas exchange' or 'exchange of materials'</p>

Question		Answer	Marks	AO element	Guidance
	(b) (i)	<p>any one from:</p> <p>(heart has) three chambers / not four chambers ✓ (heart has) one ventricle / not two ventricles ✓ only one artery leaving (heart) ✓</p>	1	2.1	<p>ASSUME ANSWER REFERS TO LUNGFISH UNLESS OTHERWISE STATED</p> <p>ALLOW humans have four chambers / humans have two ventricles / humans have two arteries leaving (heart) ✓</p> <p>ALLOW double circulatory system in humans / ORA ✓ ALLOW lungfish have single circulatory system / ORA ✓ ALLOW in humans' blood goes through heart twice / in lungfish blood goes through heart once ✓</p> <p>ALLOW lung fish has only one lung / humans have two lungs ✓</p> <p>IGNORE oxygenated and deoxygenated blood mixes (on leaving heart) IGNORE differences in pressure IGNORE references to names of blood vessels</p>
	(ii)	<p>(in humans) oxygenated and deoxygenated blood kept separate ✓</p> <p>(so) more oxygen is carried around the body / more oxygen is supplied to the body cells ✓</p>	2	2x2.1	<p>ALLOW ORA if clear it is about lungfish ALLOW (in humans) oxygenated blood goes to body and deoxygenated blood goes to lungs ✓ ALLOW blood pressure (in humans) is greater / flow rate of blood is faster ✓</p> <p>ALLOW oxygen delivered at a faster rate ✓ ALLOW more oxygenated blood ✓ IGNORE just 'circulatory system can work faster'</p>

Question			Answer	Marks	AO element	Guidance
12	(a)	(i)	(chromosomes) separate / split / divide / pulled apart ✓ (chromatids) move to opposite ends / by spindle fibres ✓	2	2x1.1	WHERE A CANDIDATE USES A DIAGRAM LOOK FOR THE CORRECT IDEAS LABELLED ON THE DIAGRAM IGNORE just by fibres ALLOW AS AN EXTRA MARKING POINT (two) new nuclei form / membrane forms around them / nuclear envelope forms around them ✓ IGNORE cell membrane splits IGNORE references to DNA replication IGNORE cytokinesis / cell splitting
		(ii)	double helix ✓ polymer ✓	2	2x1.1	IGNORE references to amino acids ALLOW polynucleotide ✓✓ ALLOW AS EXTRA MARKING POINTS contains (four) <u>bases</u> ✓ reference to ATCG ✓ (made up of) nucleotides ✓ contains sugar / deoxyribose / phosphate group ✓ IGNORE deoxyribonucleic acid
	(b)		idea of (stem) cells becoming specialised ✓	1	1.1	ALLOW when (stem) cells turn into cells that do a particular job or task or role or shape ✓ ALLOW cells adapt to do a specific task or job or role or shape ✓ IGNORE just cells become adapted / cells change

Question		Answer	Marks	AO element	Guidance
13	(a)	<p>alternative wording convert length of X in the picture to μm / convert actual length to mm / idea that image and actual length should have the same units ✓</p> <p>divide image size by actual size or magnification = $\frac{\text{image size}}{\text{actual size}}$ ✓</p>	2	2x1.2	<p>MAXIMUM 1 MARK FOR CORRECT ANSWER WITH NO EXPLANATION e.g. 640, 653, 667 ✓</p> <p>ALLOW convert actual length to cm and length measured is in cm DO NOT ALLOW incorrect conversion calculations e.g. 5000/75 or 0.05/75</p> <p>IGNORE triangle style equation without equal sign</p> <p>ALLOW correct equation showing conversion and division for two marks e.g. 48/0.075 or 48000/75 ✓✓ ALLOW measurements in range 48-50mm used in calculation</p>

Question	Answer	Marks	AO element	Guidance
(b)	<p>there would be a higher resolution ✓</p> <p>then any two from:</p> <p>smaller/more/different/other structures/organelles become visible ✓</p> <p>states a named organelle that will become visible ✓</p> <p>internal structure of organelles can be seen ✓</p> <p>example of an effect on the whole image ✓</p>	3	<p>1.2</p> <p>2x2.2</p>	<p>ALLOW there would be a better resolution ✓</p> <p>ALLOW the distance between two points that can be seen as separate points is shorter ✓</p> <p>IGNORE reference to power or magnification</p> <p>IGNORE clearer image</p> <p>ALLOW smaller/more/different/other sub-cellular structures become visible ✓</p> <p>IGNORE just 'more detail' / intermolecular cells</p> <p>e.g. mitochondria / ER / ribosomes / plasmids (in bacteria) ✓</p> <p>IGNORE DNA / nucleus / chloroplasts / cell membrane / cell wall</p> <p>ALLOW internal structure of chloroplasts or cell wall or membrane can be seen ✓</p> <p>BUT ALLOW internal structure of other named organelles can be seen e.g. internal structure of mitochondria can be seen ✓✓</p> <p>e.g. 3D or surface image possible / image may be in black and white / not in colour / false colour is added / dehydrated specimen may affect shape ✓</p> <p>IGNORE just 'specimen is dead' / references to stains</p>

Question		Answer	Marks	AO element	Guidance
(c)	(i)	<p>any three from:</p> <p>leaf placed in boiling water (before or after going in ethanol) ✓</p> <p>leaf is then placed in boiling ethanol or boiling alcohol ✓</p> <p>spread out (flat) ✓</p> <p>use of iodine (solution) ✓</p> <p>blue-black (colour) indicated the presence of starch / positive result would be blue-black (colour) ✓</p>	3	3x1.2	<p>ALLOW leaf placed in hot water (before or after going in ethanol) ✓</p> <p>ALLOW leaf is then placed in hot ethanol or hot alcohol ✓</p> <p>ONLY AWARD THIS MARK IF IODINE (SOLUTION) IS USED e.g. universal indicator turns blue-black is incorrect ALLOW black-blue or black is the positive colour ✓ but IGNORE just 'blue'</p>

Question	Answer	Marks	AO element	Guidance
(ii)	<p>A has no starch/little starch because no carbon dioxide ✓</p> <p>B or C has starch/more starch because it has the conditions needed/has carbon dioxide and light (for photosynthesis) ✓</p> <p>D has no starch/little starch because no light ✓</p>	3	3x3.2a	<p>CHECK DIAGRAM FOR ANSWERS ALLOW soda lime for A and alkaline pyrogallol for B or black cover for D</p> <p>ALLOW A has no starch/little starch because carbon dioxide is a limiting factor / A has no starch/little starch because it has low(er) amounts of carbon dioxide ✓ IGNORE JUST carbon dioxide is needed for photosynthesis</p> <p>BUT ALLOW plant A will not make starch as carbon dioxide is needed for photosynthesis ✓ DO NOT ALLOW A has no light</p> <p>ALLOW C has starch because it is the control ✓ IGNORE B and C give the best results IGNORE B and C has no factors affecting it DO NOT ALLOW oxygen as one of the conditions needed for B and C</p> <p>ALLOW D has no starch/little starch because light is a limiting factor ✓ IGNORE JUST light is needed for photosynthesis BUT ALLOW D has no starch/little starch because light is needed for photosynthesis ✓ DO NOT ALLOW D has no carbon dioxide</p> <p>IF NO OTHER MARKS AWARDED ALLOW leaves from plants B and C have starch/more starch OR leaves from plants A and D have little/no starch ✓</p>

Question		Answer	Marks	AO element	Guidance
14	(a)	<p>any two from:</p> <p>glucose is a monomer BUT sucrose is not ✓</p> <p>formula of glucose is, $C_6H_{12}O_6$ AND sucrose is $C_{12}H_{22}O_{11}$ ✓</p> <p>sucrose contains a different number of carbon (atoms) / sucrose contains a different number of bonds ✓</p> <p>both contain hydrogen, carbon and oxygen / both contain the same elements ✓</p> <p>both contain carbon rings ✓</p>	2	2x2.1	<p>ALLOW glucose is a monosaccharide AND sucrose is a disaccharide ✓</p> <p>ALLOW sucrose is made from two glucose molecules ✓</p> <p>ALLOW sucrose contains glucose and fructose ✓</p> <p>DO NOT ALLOW sucrose is a polymer/repeat monomer</p> <p>IGNORE glucose is a single and sucrose is a double molecule</p> <p>IGNORE references to size</p> <p>ALLOW sucrose contains a different number of hydrogen or oxygen (atoms) ✓</p> <p>ALLOW sucrose contains a different number of atoms ✓</p> <p>IGNORE sucrose contains more C or H or O or OH or H_2O or CH_2OH</p> <p>IGNORE both made up of O H and C</p>
	(b)	(i)	2	1.1 3.1b	<p>ALLOW descriptions of exothermic e.g. heat is released/given out/produced ✓</p> <p>IGNORE heats up</p> <p>DO NOT ALLOW endothermic reaction</p> <p>IGNORE insulation / fridge / ice bath / oven</p>

Question	Answer	Marks	AO element	Guidance
	<p>(ii)* Please refer to the marking instructions on page 4 of this mark scheme for guidance on how to mark this question.</p> <p>Level 3 (5–6 marks) applies knowledge to state that increase in volume for either sugar is due to the production of carbon dioxide during (anaerobic) respiration OR that the volume produced by glucose is greater as glucose is used in (anaerobic) respiration AND makes an interpretation to explain the shape of each graph AND analyses information to conclude that sucrose is converted to glucose</p> <p><i>There is a well-developed line of reasoning which is clear and logically structured. The information presented is relevant and substantiated.</i></p> <p>Level 2 (3–4 marks) applies knowledge to state that increase in volume for either sugar is due to the production of carbon dioxide during (anaerobic) respiration OR that the volume produced by glucose is greater as glucose is used in (anaerobic) respiration AND makes an interpretation to explain the shape of either graph</p>	6	2x2.1 2x3.2b 2x3.1a	<p>AO2.1. Apply knowledge and understanding of scientific ideas about anaerobic respiration.</p> <ul style="list-style-type: none"> • greater volume of gas produced with glucose as glucose used in (anaerobic) respiration • volume of gas increases over time as carbon dioxide is produced <p>AO3.2b Analyse information and ideas to draw conclusions to explain the differences in the graphs.</p> <ul style="list-style-type: none"> • rate of (anaerobic) respiration is slower with sucrose as sucrose has to be converted to glucose before it can be used • rate is zero between 0 and 5 minute for sucrose as time need to convert it to glucose • rate of reaction is slower with sucrose as only glucose fits into active site of enzymes used in respiration <p>AO3.1a Analyse information and ideas to interpret the shape of the graphs WITH AN EXPLANATION.</p> <p>glucose graph</p> <ul style="list-style-type: none"> • graph for glucose levels off as all the glucose is used up/broken down • rate faster over first 20 minute (for glucose) as higher concentrations of glucose <p>sucrose graph</p> <ul style="list-style-type: none"> • sucrose steady rate as concentration does not change as quickly • sucrose not used up as graph does not level off <p>either sucrose or glucose</p> <ul style="list-style-type: none"> • initial rate slow (for both) as takes time for yeast to become active

Question	Answer	Marks	AO element	Guidance
	<p>OR applies knowledge to state that increase in volume for either sugar is due to the production of carbon dioxide during (anaerobic) respiration OR that the volume produced by glucose is greater as glucose is used in (anaerobic) respiration</p> <p>AND analyses information to conclude that sucrose is converted to glucose</p> <p><i>There is a line of reasoning presented with some structure. The information presented is relevant and supported by some evidence.</i></p> <p>Level 1 (1–2 marks)</p> <p>attempts to interpret the graphs by comparing the shape of the two lines but makes no attempt to explain the shapes</p> <p><i>There is an attempt at a logical structure with a line of reasoning. The information is in the most part relevant.</i></p> <p>0 marks <i>No response or no response worthy of credit.</i></p>			<p>AO3.1a Analyse information and ideas to interpret the shape of the graphs with NO EXPLANATION.</p> <ul style="list-style-type: none"> • glucose produces more gas / ORA • glucose levels off but sucrose does not level off • glucose used up faster than sucrose • idea that rate of reaction is faster with glucose than with sucrose • glucose starts straight away sucrose take 5 minutes to start <p>IGNORE references to limiting factors</p>

Question		Answer	Marks	AO element	Guidance
15	(a)	water or sugar solution (on the outside) adds to mass or weight / to give more accurate results / to remove error ✓	1	3.3a	<p>ALLOW the results are inaccurate if not dried ✓ ALLOW only want to measure the water that has entered (the cells of) the potato ✓</p> <p>IGNORE just affects the mass IGNORE just 'to remove the water' IGNORE make fair comparison / fair test / reliable</p>
	(b)	<p>FIRST CHECK THE ANSWER ON ANSWER LINE If answer = -26.1(%) award 2 marks</p> <p>$\frac{0.6}{2.3} \times 100$ ✓ -26.1 (%) ✓</p>	2	2x2.2	<p>ALLOW correct answer in table if answer line is blank but answer line takes precedence</p> <p>ALLOW 26.1 (%) or +26.1 (%) ✓ ALLOW correct answer calculated to more than one decimal place (e.g.) -26.09 (%) ✓ ALLOW -26.0 (%) or -26 (%) ✓</p>

Question	Answer	Marks	AO element	Guidance
(c)	<p>suitable scale on correctly chosen axes ✓</p> <p>both axis labelled with units ✓</p> <p>plotting accurate ✓</p> <p>suitable line of best fit through most points ✓</p>	4	4x2.2	<p>place ticks and crosses on right hand side of grid</p> <p>minimum 50% of grid used scale must be in ascending order ALLOW values for x axis on bottom line of grid</p> <p>labels are: concentration (of sugar solution) mol/dm³ percentage change in mass or % change in mass</p> <p>ALLOW + or - half square IGNORE plot for 0.8 mol/dm³</p> <p>plots are: 0.0,+28.6 0.2,+4.5 0.4, -10.0 0.6, -20.0 (0.8, -26.1) 1.0, -27.3</p> <p>ALLOW line of best fit for their plotting IGNORE any extrapolation of line</p>

Question		Answer	Marks	AO element	Guidance
	(d) (i)	0.24 – 0.30 (mol/dm ³) ✓	1	3.2a	ALLOW values between 0.24 and 0.30 inclusive BUT if outside this range check graph for point where line crosses axis at 0 % change in mass and ALLOW + or - half square
	(ii)	(chips) get bigger/gain mass when water moves in OR (chips) get smaller/loses mass when water moves out ✓ and any two from: chip in low(er) concentration (of solution) or 0 (mol/dm ³) or 0.2 (mol/dm ³) the water potential inside (cells) is less ✓ (so) water moves in when the water potential inside (cells) is less ✓ chip in high(er) concentration (of solution) or more than 0.2 mol/dm ³ the water potential inside (cells) is greater ✓ (so) water moves out when the water potential inside (cells) is greater ✓	3	2.1 2x3.2b	IGNORE general description of trends e.g. the percentage change in mass increases as the sugar concentration decreases DO NOT ALLOW solution or sugar molecules moves in or out ALLOW correct explanations in terms of differences in water concentrations / dilute and concentrated (sugar) solutions ALLOW chip in low(er) concentration (of solution) or 0 (mol/dm ³) or 0.2 (mol/dm ³) the water potential outside (cells) is greater ✓ ALLOW water moves in when the water potential outside (cells) is greater ✓ ALLOW chip in high(er) concentration (of solution) or more than 0.2 mol/dm ³ the water potential outside (cells) is less ✓ ALLOW water moves out when the water potential outside (cells) is less ✓ IGNORE stated definitions of osmosis if they are not applied to the different concentration

Question			Answer	Marks	AO element	Guidance
16	(a)	(i)	follicle stimulating hormone or FSH AND luteinising hormone or LH ✓	1	1.1	either order ALLOW fsh AND lh ✓
		(ii)	follicle stimulating hormone or FSH or hormone Y causes egg or ovum to mature ✓ then either levels of luteinising hormone or LH or hormone X peaks which causes ovulation or release of egg or release of ovum OR levels of luteinising hormone or LH or hormone X which causes ovulation or release of egg or release of ovum on day 14 ✓	2	1.1 2.1	DO NOT ALLOW incorrectly named hormone causes egg to mature e.g. oestrogen causes egg to mature ALLOW incorrect name of hormone X as long as they identify it as hormone X e.g. hormone X is oestrogen that peaks to cause ovulation ✓ ALLOW incorrect name of hormone X as long as they identify it as hormone X e.g. hormone X is oestrogen that causes ovulation on day 14 ✓ IGNORE just 'luteinising hormone or LH or hormone X causes ovulation or release of egg or release of ovum' IGNORE references to follicle stimulating hormone or FSH or hormone Y causes ovulation or release of egg or release of ovum

Question	Answer	Marks	AO element	Guidance
(b)	<p>idea that body temperature needs to be maintained at optimum temperature for enzymes to work ✓</p> <p>idea that at low(er) temperatures/temperatures below body temperature the enzyme reactions are slower OR idea that at low(er) temperatures/temperatures below body temperature respiration is not releasing enough energy ✓</p> <p>idea that at high(er) temperatures or an increase in temperature may cause enzymes to denature ✓</p>	3	3x1.1	<p>ALLOW (hypothalamus helps) keeps enzymes working at optimum temperature / keeps enzymes at a temperature where they work the best ✓</p> <p>IGNORE enzymes only work at 37°C or body temperature</p> <p>IGNORE references to kinetic energy or collisions</p> <p>ALLOW at low temperature enzymes work slower / do not work as well / have less kinetic energy / collide less often ✓</p> <p>ALLOW description of denature e.g. at high(er) temperatures the active site changes shape ✓</p>

OCR (Oxford Cambridge and RSA Examinations)
The Triangle Building
Shaftesbury Road
Cambridge
CB2 8EA

OCR Customer Contact Centre

Education and Learning

Telephone: 01223 553998

Facsimile: 01223 552627

Email: general.qualifications@ocr.org.uk

www.ocr.org.uk

For staff training purposes and as part of our quality assurance programme your call may be recorded or monitored

Oxford Cambridge and RSA Examinations
is a Company Limited by Guarantee
Registered in England
Registered Office; The Triangle Building, Shaftesbury Road, Cambridge, CB2 8EA
Registered Company Number: 3484466
OCR is an exempt Charity

OCR (Oxford Cambridge and RSA Examinations)
Head office
Telephone: 01223 552552
Facsimile: 01223 552553

© OCR 2018

