



Oxford Cambridge and RSA

Foundation

GCSE

Combined Science Physics A Gateway Science

J250/05: Paper 5 (Foundation Tier)

General Certificate of Secondary Education

Mark Scheme for June 2022

OCR (Oxford Cambridge and RSA) is a leading UK awarding body, providing a wide range of qualifications to meet the needs of candidates of all ages and abilities. OCR qualifications include AS/A Levels, Diplomas, GCSEs, Cambridge Nationals, Cambridge Technicals, Functional Skills, Key Skills, Entry Level qualifications, NVQs and vocational qualifications in areas such as IT, business, languages, teaching/training, administration and secretarial skills.

It is also responsible for developing new specifications to meet national requirements and the needs of students and teachers. OCR is a not-for-profit organisation; any surplus made is invested back into the establishment to help towards the development of qualifications and support, which keep pace with the changing needs of today's society.

This mark scheme is published as an aid to teachers and students, to indicate the requirements of the examination. It shows the basis on which marks were awarded by examiners. It does not indicate the details of the discussions which took place at an examiners' meeting before marking commenced.

All examiners are instructed that alternative correct answers and unexpected approaches in candidates' scripts must be given marks that fairly reflect the relevant knowledge and skills demonstrated.

Mark schemes should be read in conjunction with the published question papers and the report on the examination.

© OCR 2022

MARKING INSTRUCTIONS

PREPARATION FOR MARKING RM ASSESSOR

1. Make sure that you have accessed and completed the relevant training packages for on-screen marking: *RM Assessor Assessor Online Training*; *OCR Essential Guide to Marking*.
2. Make sure that you have read and understood the mark scheme and the question paper for this unit. These are posted on the RM Cambridge Assessment Support Portal <http://www.rm.com/support/ca>
3. Log-in to RM Assessor and mark the **required number** of practice responses (“scripts”) and the **number of required** standardisation responses.

YOU MUST MARK 5 PRACTICE AND 10 STANDARDISATION RESPONSES BEFORE YOU CAN BE APPROVED TO MARK LIVE SCRIPTS.

MARKING

1. Mark strictly to the mark scheme.
2. Marks awarded must relate directly to the marking criteria.
3. The schedule of dates is very important. It is essential that you meet the RM Assessor 50% and 100% (traditional 40% Batch 1 and 100% Batch 2) deadlines. If you experience problems, you must contact your Team Leader (Supervisor) without delay.
4. If you are in any doubt about applying the mark scheme, consult your Team Leader by telephone or the RM Assessor messaging system, or by email.
5. **Crossed Out Responses**
Where a candidate has crossed out a response and provided a clear alternative then the crossed out response is not marked. Where no alternative response has been provided, examiners may give candidates the benefit of the doubt and mark the crossed out response where legible.

Rubric Error Responses – Optional Questions

Where candidates have a choice of question across a whole paper or a whole section and have provided more answers than required, then all responses are marked and the highest mark allowable within the rubric is given. Enter a mark for each question answered into RM assessor, which will select the highest mark from those awarded. *(The underlying assumption is that the candidate has penalised themselves by attempting more questions than necessary in the time allowed.)*

Multiple Choice Question Responses

When a multiple choice question has only a single, correct response and a candidate provides two responses (even if one of these responses is correct), then no mark should be awarded (as it is not possible to determine which was the first response selected by the candidate). *When a question requires candidates to select more than one option/multiple options, then local marking arrangements need to ensure consistency of approach.*

Contradictory Responses

When a candidate provides contradictory responses, then no mark should be awarded, even if one of the answers is correct.

Short Answer Questions (requiring only a list by way of a response, usually worth only **one mark per response)**

Where candidates are required to provide a set number of short answer responses then only the set number of responses should be marked. The response space should be marked from left to right on each line and then line by line until the required number of responses have been considered. The remaining responses should not then be marked. Examiners will have to apply judgement as to whether a 'second response' on a line is a development of the 'first response', rather than a separate, discrete response. *(The underlying assumption is that the candidate is attempting to hedge their bets and therefore getting undue benefit rather than engaging with the question and giving the most relevant/correct responses.)*

Short Answer Questions (requiring a more developed response, worth **two or more marks)**

If the candidates are required to provide a description of, say, three items or factors and four items or factors are provided, then mark on a similar basis – that is downwards (as it is unlikely in this situation that a candidate will provide more than one response in each section of the response space.)

Longer Answer Questions (requiring a developed response)

Where candidates have provided two (or more) responses to a medium or high tariff question which only required a single (developed) response and not crossed out the first response, then only the first response should be marked. Examiners will need to apply professional judgement as to whether the second (or a subsequent) response is a 'new start' or simply a poorly expressed continuation of the first response.

6. Always check the pages (and additional objects if present) at the end of the response in case any answers have been continued there. If the candidate has continued an answer there, then add a tick to confirm that the work has been seen.
7. Award No Response (NR) if:
 - there is nothing written in the answer space

Award Zero '0' if:

- anything is written in the answer space and is not worthy of credit (this includes text and symbols).

Team Leaders must confirm the correct use of the NR button with their markers before live marking commences and should check this when reviewing scripts.

8. The RM Assessor **comments box** is used by your team leader to explain the marking of the practice responses. Please refer to these comments when checking your practice responses. **Do not use the comments box for any other reason.**
If you have any questions or comments for your team leader, use the phone, the RM Assessor messaging system, or e-mail.
9. *Assistant Examiners will send a brief report on the performance of candidates to their Team Leader (Supervisor) via email by the end of the marking period. The report should contain notes on particular strengths displayed as well as common errors or weaknesses. Constructive criticism of the question paper/mark scheme is also appreciated.*

10. For answers marked by levels of response: Not applicable in F501

- a. **To determine the level** – start at the highest level and work down until you reach the level that matches the answer
- b. **To determine the mark within the level**, consider the following

Descriptor	Award mark
On the borderline of this level and the one below	At bottom of level
Just enough achievement on balance for this level	Above bottom and either below middle or at middle of level (depending on number of marks available)
Meets the criteria but with some slight inconsistency	Above middle and either below top of level or at middle of level (depending on number of marks available)
Consistently meets the criteria for this level	At top of level

Read through the whole answer from start to finish, using the Level descriptors to help you decide whether it is a strong or weak answer. The indicative scientific content in the Guidance column indicates the expected parameters for candidates' answers, but be prepared to recognise and credit unexpected approaches where they show relevance. Using a 'best-fit' approach based on the skills and science content evidenced within the answer, first decide which set of level descriptors, Level 1, Level 2 or Level 3, best describes the overall quality of the answer.

Once the level is located, award the higher or lower mark:

The higher mark should be awarded where the level descriptor has been evidenced and all aspects of the communication statement (in italics) have been met.

The lower mark should be awarded where the level descriptor has been evidenced but aspects of the communication statement (in italics) are missing.















In summary:

The skills and science content determines the level.

The communication statement determines the mark within a level.

Level of response question on this paper is **12**.

11. Annotations available in RM Assessor

Annotation	Meaning
	Correct response
	Incorrect response
	Omission mark
	Benefit of doubt given
	Contradiction
	Rounding error
	Error in number of significant figures
	Error carried forward
	Level 1
	Level 2
	Level 3
	Benefit of doubt not given
	Noted but no credit given
	Ignore

12. Abbreviations, annotations and conventions used in the detailed Mark Scheme (to include abbreviations and subject-specific conventions).

Annotation	Meaning
/	alternative and acceptable answers for the same marking point
✓	Separates marking points
DO NOT ALLOW	Answers which are not worthy of credit
IGNORE	Statements which are irrelevant
ALLOW	Answers that can be accepted
()	Words which are not essential to gain credit
—	Underlined words must be present in answer to score a mark
ECF	Error carried forward
AW	Alternative wording
ORA	Or reverse argument

13. Subject-specific Marking Instructions

INTRODUCTION

Your first task as an Examiner is to become thoroughly familiar with the material on which the examination depends. This material includes:

- the specification, especially the assessment objectives
- the question paper
- the mark scheme.

You should ensure that you have copies of these materials.

You should ensure also that you are familiar with the administrative procedures related to the marking process. These are set out in the OCR booklet **Instructions for Examiners**. If you are examining for the first time, please read carefully **Appendix 5 Introduction to Script Marking: Notes for New Examiners**.

Please ask for help or guidance whenever you need it. Your first point of contact is your Team Leader.

The breakdown of Assessment Objectives for GCSE (9-1) in Combined Science A:

	Assessment Objective
AO1	Demonstrate knowledge and understanding of scientific ideas and scientific techniques and procedures.
AO1.1	Demonstrate knowledge and understanding of scientific ideas.
AO1.2	Demonstrate knowledge and understanding of scientific techniques and procedures.
AO2	Apply knowledge and understanding of scientific ideas and scientific enquiry, techniques and procedures.
AO2.1	Apply knowledge and understanding of scientific ideas.
AO2.2	Apply knowledge and understanding of scientific enquiry, techniques and procedures.
AO3	Analyse information and ideas to interpret and evaluate, make judgements and draw conclusions and develop and improve experimental procedures.
AO3.1	Analyse information and ideas to interpret and evaluate.
AO3.1a	Analyse information and ideas to interpret.
AO3.1b	Analyse information and ideas to evaluate.
AO3.2	Analyse information and ideas to make judgements and draw conclusions.
AO3.2a	Analyse information and ideas to make judgements.
AO3.2b	Analyse information and ideas to draw conclusions.
AO3.3	Analyse information and ideas to develop and improve experimental procedures.
AO3.3a	Analyse information and ideas to develop experimental procedures.
AO3.3b	Analyse information and ideas to improve experimental procedures.

For answers to Section A if an answer box is blank ALLOW correct indication of answer e.g. circled or underlined.

Question	Answer	Marks	AO element	Guidance
1	C ✓	1	2.2	
2	B ✓	1	1.1	
3	C ✓	1	1.2	
4	C ✓	1	1.1	
5	D ✓	1	2.1	
6	B ✓	1	1.1	
7	A ✓	1	2.1	
8	C ✓	1	1.1	
9	A ✓	1	2.1	
10	D ✓	1	1.1	

Question			Answer	Marks	AO element	Guidance									
11	(a)	(i)	<p>Any two from:</p> <p>Springs connected in series ✓</p> <p><u>Each</u> spring will stretch (due to the force) ✓</p> <p>(Idea that) total extension is the sum of each spring's extension ✓</p> <p>(Idea of) extra springs (themselves) add more weight/mass/force ✓</p>	2	2 x 3.1b	<p>ALLOW connected in line / one after the other</p> <p>ALLOW all/more springs stretched</p>									
		(ii)	Ruler / (metre) rule ✓	1	1.1b	ALLOW measuring tape									
		(iii)	The number/amount of springs (connected) / AW ✓	1	3.3a	ALLOW add more springs									
		(iv)	The extension/stretch (of the spring) ✓	1	3.3a	<p>ALLOW original length and extended/stretched length</p> <p>IGNORE just length of spring</p>									
		(v)	The type of spring / (amount of) mass/weight/load/force (added) ✓	1	3.3a	<p>ALLOW (mass) hanger</p> <p>ALLOW same spring constant</p> <p>IGNORE the spring(s)</p>									
	(b)		<table border="0" style="width: 100%; border-collapse: collapse;"> <thead> <tr> <th style="text-align: left; width: 20%;">Property</th> <th style="text-align: center; width: 50%;">Description</th> <th style="text-align: right; width: 30%;">Example</th> </tr> </thead> <tbody> <tr> <td style="border: 1px solid black; padding: 5px; text-align: center;">Elastic</td> <td style="border: 1px solid black; padding: 5px; text-align: center;">Keeps its new shape when force removed</td> <td style="border: 1px solid black; padding: 5px; text-align: center;">Rubber band</td> </tr> <tr> <td style="border: 1px solid black; padding: 5px; text-align: center;">Plastic</td> <td style="border: 1px solid black; padding: 5px; text-align: center;">Regains original shape when force removed</td> <td style="border: 1px solid black; padding: 5px; text-align: center;">Clay</td> </tr> </tbody> </table> <p>Property and Description correctly matched x 2 ✓</p> <p>Description and Example correctly matched x 2 ✓</p>	Property	Description	Example	Elastic	Keeps its new shape when force removed	Rubber band	Plastic	Regains original shape when force removed	Clay	2	1.1 2.1	
Property	Description	Example													
Elastic	Keeps its new shape when force removed	Rubber band													
Plastic	Regains original shape when force removed	Clay													
	(c)		Child C ✓	1	1.1										

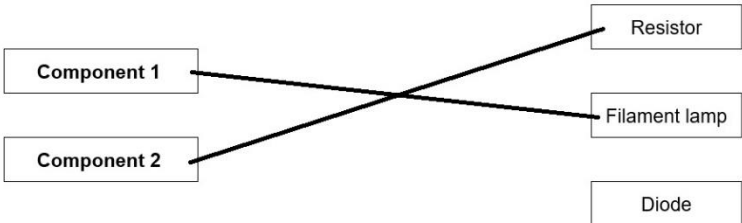
Question			Answer	Marks	AO element	Guidance
11	(d)	(i)	0.15 (kg) ✓	1	1.2	ALLOW any correct standard form, e.g. 150×10^{-3} (kg)
		(ii)	FIRST CHECK THE ANSWER ON ANSWER LINE If answer = 3.5 (N) award 2 marks Weight = 0.35×10 ✓ Weight = 3.5 (N) ✓	2	2 × 2.1	ALLOW 3.5×10^n multiplied by 10, e.g. 350×10 for 1 mark
	(e)	(i)	100 (g) ✓	1	2.1	
		(ii)	(100 g has) the smallest mass for the <u>same force</u> ✓	1	1.1	ALLOW correct reference to $a = F \div m$, e.g. acceleration is inversely proportional to the mass if the force is constant ALLOW smaller (size) so less air resistance ALLOW all three correct calculations of acceleration

Question		Answer	Marks	AO element	Guidance
1 2	*	<p>Please refer to the marking instructions on page 4 of this mark scheme for guidance on how to mark this question.</p> <p>Level 3 (5–6 marks)</p> <p>Detailed description of how to measure density AND calculation of density AND suggestion to improve method</p> <p><i>There is a well-developed line of reasoning which is clear and logically structured. The information presented is relevant and substantiated.</i></p> <p>Level 2 (3–4 marks)</p> <p>Description of how to measure density AND calculation of density</p> <p>OR Description of how to measure density AND suggestion to improve method</p> <p>OR Calculation of density AND suggestion to improve method</p> <p><i>There is a line of reasoning presented with some structure. The information presented is relevant and supported by some evidence.</i></p>	6	2 × 1.2 2 × 2.1 2 × 3.3b	<p>AO 1.2 – Demonstrates knowledge and understanding of how density can be measured</p> <ul style="list-style-type: none"> Volume measured using displacement of water Volume measured using a eureka/displacement/overflow can and measuring cylinder Mass measured using a scales/(top-pan) balance Density = mass ÷ volume or symbol equation <p>AO 2.1 – Applies knowledge and understanding of density to calculate the density of the eraser</p> <ul style="list-style-type: none"> Density = $12.9 \div 8.6$ Density = $1.5 \text{ (g/cm}^3\text{)}$ <p>AO 3.3b – Analyse information and ideas to improve experimental procedure</p> <ul style="list-style-type: none"> Make sure measuring cylinder is dry before measurements taken Make sure eureka can is full to edge of spout Make sure all water displaced is measured Take repeat readings (of mass/volume and calculate mean) Insert eraser directly into a wide measuring cylinder (to measure volume directly) Use a measuring cylinder with a higher resolution

		<p>Level 1 (1–2 marks)</p> <p>Basic description of how to measure density OR reasonable attempt to calculate density OR suggestion to improve method</p> <p><i>There is an attempt at a logical structure with a line of reasoning. The information is in the most part relevant.</i></p> <p>0 marks <i>No response or no response worthy of credit.</i></p>			<ul style="list-style-type: none">• Take care not to spill/splash water when measuring volume
--	--	--	--	--	---

Question		Answer	Marks	AO element	Guidance
13	(a)	Needle deflects/moves (when current in wire) / AW ✓	1	2.2	ALLOW any indication of movement of needle/compass when there is a current, e.g. compass goes perpendicular when there is a current, compass needle doesn't point north
	(b)	FIRST CHECK THE ANSWER ON ANSWER LINE If answer = 150 (C) award 2 marks Charge flow = 5×30 ✓ Charge flow = 150 (C) ✓	2	2 × 2.1	

Question			Answer	Marks	AO element	Guidance
14	(a)	(i)	100 (m) ✓	1	2.2	
		(ii)	A and D ✓	1	1.1	Both answers needed for 1 mark DO NOT ALLOW any extra boxes ticked ALLOW e.g. circling or underlining of letters but ticks in boxes take precedence
		(iii)	Straight line / constant gradient ✓	1	1.1	ALLOW constant slope/incline ALLOW steady for constant IGNORE positive correlation
		(iv)	2 (s) ✓	1	2.2	
	(b)		FIRST CHECK THE ANSWER ON ANSWER LINE If answer = 5 (m/s) award 3 marks Speed = distance ÷ time ✓ Speed = 10 ÷ 2 ✓ Speed = 5 (m / s) ✓	3	1.2 2.1 2.1	ALLOW symbol equation ALLOW 2 ÷ 0.4 or 4 ÷ 0.8 or 6 ÷ 1.2 or 8 ÷ 1.6

Question		Answer	Marks	AO element	Guidance	
1 5	(a)	(i)	To vary/control current ✓	1	1.2	ALLOW to increase/decrease current ALLOW (idea of) to enable different p.d. and/or current readings to be taken
		(ii)	0.1 (A) ✓	1	2.1	
	(b)		All 5 points plotted to within $\pm \frac{1}{2}$ square ✓ Thin, straight line through points and origin ✓	2	2 x 2.2	DO NOT ALLOW 'blobs' with radius more than half a square ALLOW a very good freehand line ALLOW if no points plotted, line of best fit must go through the origin and (4, 80) ECF line of best fit through candidate's plotted points IGNORE the line of best fit after (4, 80)
	(c)	(i)	3.2 \pm 0.1 (V) ✓	1	3.2b	ECF from intersection of candidate's line of best fit and line for component 1
		(ii)	Same current (when resistance is the same) ✓	1	2.1	ALLOW (idea of) where the lines cross
	(d)		 <p>One mark for each line ✓✓</p>	2	2 x 1.1	DO NOT ALLOW more than one complete line from component 1 or component 2

Question		Answer	Marks	AO element	Guidance	
16	(a)	<p>SHC is the energy needed to raise the temperature of (1kg of) a substance by 1 degree (C or K) ✓</p> <p>SLH is the energy needed to change the state of (1kg of) a substance ✓</p>	2	2 × 1.1	<p>ALLOW energy (per kilogram) to raise the temperature by 1 degree (C or K)</p> <p>ALLOW specific examples of change from one state to another e.g. SLH is the energy needed to change a substance from solid to liquid</p> <p>ALLOW SHC is for change of temperature but SLH is for change of state for a maximum 1 mark</p> <p>ALLOW heat for energy</p> <p>IGNORE equations</p>	
	(b)	(i)	As SHC increases, temperature (rise) decreases / ORA ✓	1	3.1a	<p>ALLOW inversely related / as one goes up the other one goes down / inversely proportional / indirectly proportional</p> <p>IGNORE if the SHC is higher then the change in temperature will need more energy</p> <p>IGNORE negative correlation</p> <p>IGNORE any qualifications e.g. (decreases) at a decreasing rate</p>
		(ii)	<p>FIRST CHECK THE ANSWER ON ANSWER LINE</p> <p>If answer = 36 – 39 (°C) award 2 marks</p> <p>Attempt to extrapolate graph ✓</p> <p>Temperature rise = 36 – 39 (°C) ✓</p>	2	2 × 3.2a	<p>IGNORE horizontal line drawn from graph to y axis</p>

Question			Answer	Marks	AO element	Guidance
16	(b)	(iii)	<p>Any one from:</p> <p>Power of heater is the same / time heater is switched on is the same / energy (supplied) is the same ✓</p> <p>Mass or amount of liquid is the same ✓</p> <p>Temperature of the room is the same ✓</p> <p>Same container used ✓</p> <p>No changes of state have occurred ✓</p>	1	1.2	<p>ALLOW assumptions about graph continuing the trend e.g. the rise (in the graph) would stay constant gradient would stay constant line continues on (as a straight line) temperature rises at the same rate temperature changes steadily temperature (rise) continues to go up temperature (rise) higher at 1600 than 1800 trend stays the same</p> <p>IGNORE the lower SHC the higher the temperature (rise) / ORA</p> <p>DO NOT ALLOW line continues as a horizontal / temperature rise stays constant / same liquid</p>
	(c)		Accurate ✓	1	3.2b	<p>more than one word is 0 marks</p> <p>if answer line blank allow answer indicated in the list but answer line takes precedence</p>

Question		Answer	Marks	AO element	Guidance
17	(a)	10 (Ω) ✓	1	2.2	
	(b)	<p>FIRST CHECK THE ANSWER ON ANSWER LINE If answer = 0.5 (A) award 3 marks</p> <p>Current = p.d. \div resistance ✓</p> <p>Current = 4 \div 8 ✓</p> <p>Current = 0.5 (A) ✓</p>	3	1.2 2.1 2.1	<p>ALLOW symbol equation / equation in any form</p> <p>If no other mark awarded ALLOW for 1 mark 4 \div 2 or 4 \div 10 or 4 \div answer in (a)</p>
	(c)	5 (V) ✓	1	2.2	<p>ECF from (b) applying $V=IR$ to left resistor add to 4 (V) by ((b) \times 2) + 4 e.g. 0.4 (A) in (b) = 4.8 (V) 2 (A) in (b) = 8 (V) or ECF from (b) using proportion i.e. answer in (b) \times 10 or answer in (b) \times answer in (a)</p>

Need to get in touch?

If you ever have any questions about OCR qualifications or services (including administration, logistics and teaching) please feel free to get in touch with our customer support centre.

Call us on

01223 553998

Alternatively, you can email us on

support@ocr.org.uk

For more information visit

 ocr.org.uk/qualifications/resource-finder

 ocr.org.uk

 [Twitter/ocrexams](https://twitter.com/ocrexams)

 [/ocrexams](https://twitter.com/ocrexams)

 [/company/ocr](https://www.linkedin.com/company/ocr)

 [/ocrexams](https://www.youtube.com/ocrexams)



OCR is part of Cambridge University Press & Assessment, a department of the University of Cambridge.

For staff training purposes and as part of our quality assurance programme your call may be recorded or monitored. © OCR 2022 Oxford Cambridge and RSA Examinations is a Company Limited by Guarantee. Registered in England. Registered office The Triangle Building, Shaftesbury Road, Cambridge, CB2 8EA.

Registered company number 3484466. OCR is an exempt charity.

OCR operates academic and vocational qualifications regulated by Ofqual, Qualifications Wales and CCEA as listed in their qualifications registers including A Levels, GCSEs, Cambridge Technicals and Cambridge Nationals.

OCR provides resources to help you deliver our qualifications. These resources do not represent any particular teaching method we expect you to use. We update our resources regularly and aim to make sure content is accurate but please check the OCR website so that you have the most up-to-date version. OCR cannot be held responsible for any errors or omissions in these resources.

Though we make every effort to check our resources, there may be contradictions between published support and the specification, so it is important that you always use information in the latest specification. We indicate any specification changes within the document itself, change the version number and provide a summary of the changes. If you do notice a discrepancy between the specification and a resource, please [contact us](#).

Whether you already offer OCR qualifications, are new to OCR or are thinking about switching, you can request more information using our [Expression of Interest form](#).

Please [get in touch](#) if you want to discuss the accessibility of resources we offer to support you in delivering our qualifications.